



23RD INTERNATIONAL CONFERENCE ON AQUATIC INVASIVE SPECIES

Accessing Your Fourwaves Account

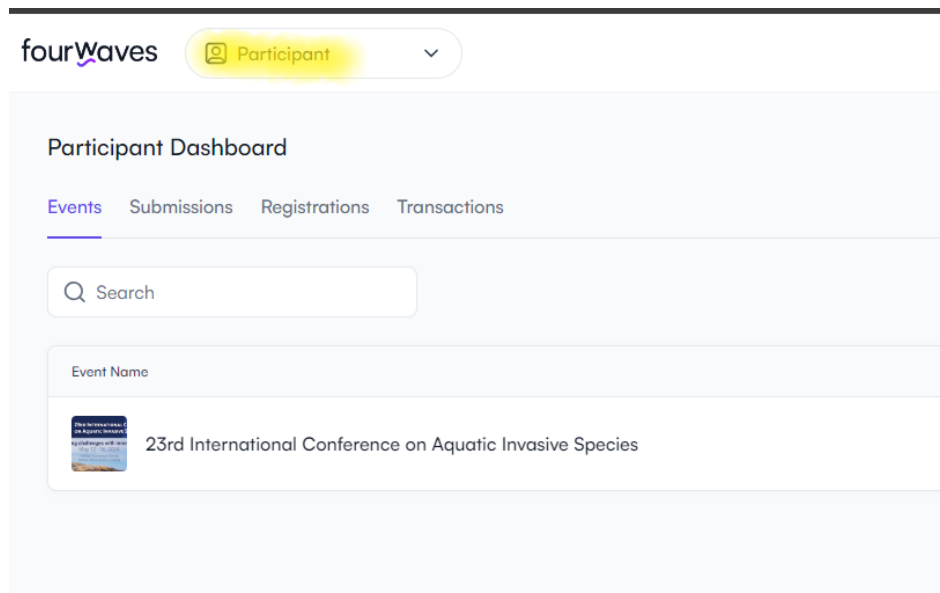
Updated May 6, 2024

Contents

Accessing Your Fourwaves Account	1
Activate your Fourwaves account	1
Seeing the schedule	2
Accessing the livestreams	2
Accessing the recorded presentations.....	4
Interacting with the presenters.....	4

Activate your Fourwaves account

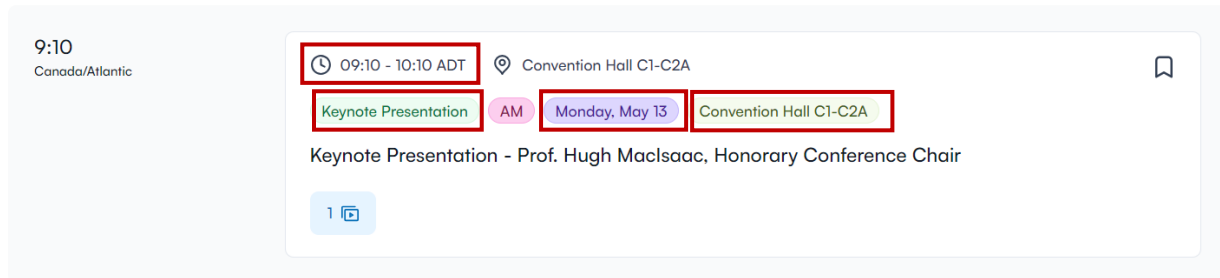
- Activate your account using the confirmation link that was issued when you registered for ICAIS or submitted your abstract, or by going to the [Fourwaves login page](#) and clicking 'Get a new password.' Be sure to use the email address you entered when you registered/submitted your abstract.
- Once logged into the account be sure you select 'Participant' from the top-left drop-down menu, then ensure the 'Events' tab is selected.



- By clicking on the event, it will take you to the homepage. You can also access it here: <https://event.fourwaves.com/icaais/pages> (you must be logged in to see all of the pages).

Seeing the schedule

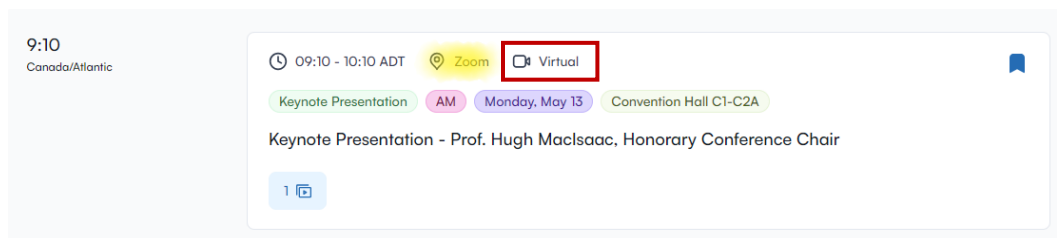
- You can see the conference schedule by clicking the 'ICAIS 2024 Schedule' page on the top menu.
- The program is organized by day, and each session includes key details including the presentation type (in-person, virtual, concurrent, keynote, plenary, poster, etc.), room, and time.
 - *All presentation times are noted in Atlantic Time (UTC-3).



- You can bookmark the sessions you're most interested in to build your own schedule. You can access them by clicking 'Bookmarked' at the top of the schedule.
- Also included here are the times when the presentation desk is open for speakers to provide updated slides and optional activities including the Peggy's Cove tour, Alexander Keith's Brewery event, and the post-conference field trip.

Accessing the livestreams

- At ICAIS 2024, the plenary sessions, as well as the Ballast Water Workshop, will be livestreamed. Virtual attendees will have the opportunity to ask questions via the Q&A function on Zoom. The livestreamed sessions will be hosted on Zoom, and the link to access them is located on Fourwaves. Pre-recorded presentations will be available for all concurrent sessions, including the poster session, on the Fourwaves platform.
- All livestreamed sessions will have a camera icon with the word 'Virtual' next to it.



- The Zoom link for each livestream will be available by selecting the session in the schedule and clicking 'Join.' This will prompt you to open the Zoom web app. Please have this downloaded prior to the event.
 - If you need to download the app, please click [here](#) (labelled as Zoom Client for Meetings)
 - If you want to check for updates, please click [here](#).
- You can also select 'Join from Your Browser' down below.

May 13th, 2024, 9:10 - 10:10 ADT Zoom Virtual

Keynote Presentation AM Monday, May 13 Convention Hall C1-C2A

Keynote Presentation - Prof. Hugh MacIsaac, Honorary Conference Chair

Join

Presentations (1)

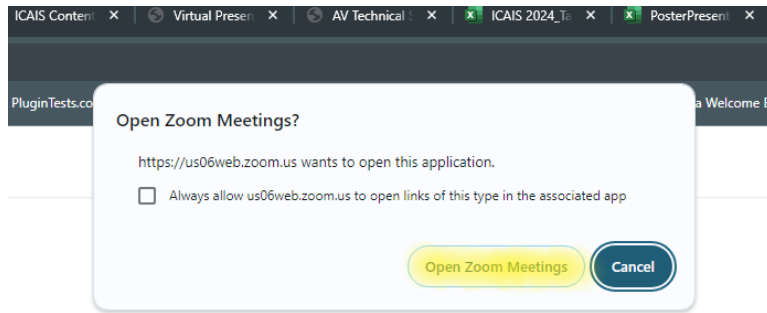
09:10

Thirty years of progress: from no policy to global ballast water standards

ID 233

For more than 100 years, ballast water has been a principal pathway for species introductions to aquatic systems globally. Experiences in the Great Lakes basin were instrumental to lessons learned about the biology of ballast water including impacts of invaders, source: destination patterns for ballast-mediated invasions, and management. Since the modern St. Lawrence Seaway opened in 1959, about 65% of recorded invasions in the Great Lakes have been attributed to ballast water releases. These...

Hugh MacIsaac



Click **Open Zoom Meetings** on the dialog shown by your browser

If you don't see a dialog, click **Launch Meeting** below

By joining a meeting, you agree to our [Terms of Service](#) and [Privacy Statement](#)

Launch Meeting

Don't have the Zoom Workplace app installed? [Download Now](#)

Having issues with the Zoom Workplace app? [Join from Your Browser](#)

©2024 Zoom Video Communications, Inc. All rights reserved.
[Privacy & Legal Policies](#) | [Do Not Sell My Personal Information](#) | [Cookie Preferences](#)

- You will be able to ask questions using the Q&A feature and engage with other virtual attendees using the chat.

Accessing the recorded presentations

- All concurrent and poster presenters were requested to submit pre-recorded MP4 versions of their presentations, and plenary speakers will be recorded live in real-time onsite. We will make every effort to ensure these videos will be available on Fourwaves within one hour of each session ending.
- There are two ways you can access these recordings:
 - Go to the schedule in [Fourwaves](#) (must be logged in to view), click into the session of interest, and click on the title of the presentation. On this page, you will find additional information about the presentation, along with the video.
 - Go to the 'Presentation' tab at the top of the Fourwaves webpage and click the presentation of interest. You can search on this page by title, abstract, or author. There are also filters for Session and In-person/Virtual.

Interacting with the presenters

- There will be a Q&A period at the end of all in-person presentations.
- During plenary presentations, as well as the Ballast Water Workshop, virtual attendees will be able to ask real-time questions on Zoom.
- For concurrent session and poster presentations, participants can ask questions through Fourwaves by following the process above to access the detailed presentation page. From here, there are two options:
 - Ask the question publicly by typing it in the comment box at the bottom of the presentation page.¹
 - Ask the question privately by clicking the 'Contact' button under the abstract authors.²
 - *Note: Your questions will be directed to the presenter only.

